

COMING SOON

Designed for Quality. Built for Productivity.

TITAN® AUTOMATED IHC SYSTEMS

The Power of Advanced Automation for Immunohistochemistry.

Innovation with Integrity

High-Throughput IHC Automation for Confident Diagnostic Decisions

Titan® Automated IHC Systems

Titan® Automated IHC Systems *deliver dependable staining quality at scale. Designed for high-throughput pathology workflows,* Titan® *automates critical processing steps to increase daily slide capacity, reduce hands-on time, and provide reproducible results across routine and advanced IHC applications.*

Exceptional Staining Quality: Reliable, reproducible staining—at any workload.

High-quality staining is the basis of every accurate diagnosis. Tlitan® combines fully automated processing with optimized ready-to-use reagents to deliver crisp, consistent results from deparaffinization through counterstaining.

- High-quality visualization of target biomarkers
- Reliable staining performance across routine and advanced IHC applications
- Reproducible results from run to run, independent of daily workload
- Broad portfolio of ready-to-use reagents optimized for Titan® instruments

Designed for Diagnostic Confidence: Standardized workflows in every slide.

By reducing manual variability and ensuring consistent process control, Titan® supports pathologists and laboratory teams in delivering dependable results—whether handling daily routine testing or increasing case volumes.

- Standardized, automated workflows reduce variation versus manual processing
- Built-in barcode traceability improves sample and process control
- Controlled reagent dispensing supports consistency and efficient reagent use
- Automated documentation and workflow transparency support quality assurance

Engineered for High Throughput: Scale staining capacity without compromising quality.

Titan® is designed for laboratories that need to process more slides with less hands-on time.

- Fully automated workflow, including deparaffinization, staining, counterstaining, and reagent tracking/management
- Reduced manual intervention enables staff to focus on higher-value laboratory activities
- Batch-based processing supports efficient handling of routine and peak workloads
- High daily slide capacity supports scalable operations and improved laboratory productivity

Flexible Automation for Your Workflow: High-throughput capability for laboratories needs.

Support routine IHC testing and double staining applications with customizable protocols designed to fit your workflow.

- IHC applications / Flexible pretreatment options
- Double staining capability / Open protocol customization
- HL7 and XML compatibility
- Network connectivity across multiple instruments

Built for Productivity: for routine volume today—and growth tomorrow.

Titan® systems are engineered to help laboratories manage increasing case volumes with maximum efficiency and minimal daily operator intervention.

- **Titan® S:** 36-slide capacity / Up to 108 slides per day
- **Titan®:** 72-slide capacity / Up to 216 slides per day

Designed to deliver high throughput while minimizing daily operator intervention. Ideal for: Medium-volume pathology laboratories / High-volume hospital systems / Reference laboratories / Growing oncology testing programs

SIMPLICITY MEETS PERFORMANCE

Automated IHC designed for productivity, flexibility, and consistent results.



Backed by Global Support

- Worldwide service network
- Training and implementation assistance
- Responsive technical support

Why Laboratories Choose Titan®

- Fully automated IHC workflow
- Intuitive software design
- Flexible protocol customization
- Double staining capability
- High-throughput processing
- Minimal daily maintenance
- Complete reagent and slide traceability
- Scalable platform options






Technical Specifications of the Titan® and Titan® S

Instrument type	Titan® S	Titan®
Applications	IHC, ICC, double staining, EBER, FISH	
Slide capacity	36	72
Reagents	44 (15mL vials) /22 (30mL vials)	80 (15mL vials) / 40 (30mL vials)
Reagent pipetting volume	100 bis 300µL	
Reagent volume	15mL primary antibodies / 30mL reagents	
Pipetting needle	4.8mL	
Dewaxing volume per slide	0.2mL	
Waste management	Separation of hazardous substances and non-critical waste liquids	
Control	Each instrument is equipped with its own computer. Up to 4 instruments can be connected to a network, allowing easy viewing of the status of each instrument on the network. Slide and reagent labels can be entered and printed using any connected device.	
LIS compatability	Compatible with HL7 and XML interface standard	
Volume of pretreatment buffers per module (regardless of how many slides are inserted into a module)	150mL	
Buffer volume per slide per run (PBS/Tween)-HRP/DAB	104.5mL	
Buffer volume per slide per run (PBS/Tween)-AP/Fast Red	96mL	
Dimensions	97cm (W) / 78cm (D) / 175cm (H)	143cm (W) / 86cm (D) / 175cm (H)
Weight	200kg	400kg

BRUKER

IVD

Online information
titanihc.bruker.com

Lumatas BioSystems Inc.
1870 Milmont Dr.
Milpitas, CA 95035 USA
+1 (510) 651 8890

Distributed by:
ELITechGroup Inc.
370 West 1700 South
Logan, UT · 84321